


## Locating MAC Address

The MAC Address is located on the LAN Card



To see if you already have a LAN installed, check on the back of the printer. If you are able to see an **Ethernet Cable receiver**, you have a LAN Card installed.




Follow the steps below to retrieve the MAC Address


- Turn off printer and unplug all cords that are connected
- Remove the **screws** from side cover



- Lift Cover and remove screws from both **Hinges** and the remaining screws from the **Side Cover**



- Remove the side cover to access the LAN Card
- The **MAC Address** is located upside down on the LAN Card



MAC Address

0000913480A8